

IRWIN®

New Product – Key Facts

Product:
IRWIN




4X faster than standard Flat Bits

Increased Relief Angle
From 12° to 17°

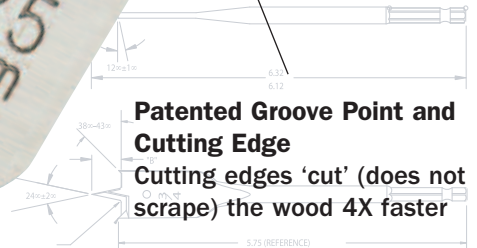
Parabolic Scoop
Optimizes control and
removal of wood chips




*vs basic flat bits



Patented Groove Point and Cutting Edge
Cutting edges 'cut' (does not scrape) the wood 4X faster



10% Larger Shank
Added durability



DWG ISSUE	NAME	DATE	SIGN

PROPERTY AND
CONFIDENTIAL
ALL INFORMATION CONTAINED
HEREIN IS THE SOLE
PROPERTY OF IRWIN INDUSTRIAL TOOLS
ANY REPRODUCTION IN PART OR AS A
WHOLE WITHOUT WRITTEN PERMISSION OF
IRWIN INDUSTRIAL TOOLS IS PROHIBITED

TOLERANCES	
LEN	ANG
0	0
DIMENSIONS ARE IN	
DATE	
22-Sep	
DO NOT SCALE DWG	
DRAWN BY	
COMPONENT VOLUME	

DESCRIPTION	
IRWIN	
DRW0001	



New Product – Key Facts

▶ IRWIN BLUE GROOVE 4X FLAT BIT				
Item #	Description	EAN	Shelf Pack Qty	Master Qty
10502803	6 mm x 157mm	0024721013811	6	36
10502804	8 mm x 157mm	0024721013828	6	36
10502805	10 mm x 157mm	0024721013835	6	36
10502806	12 mm x 157mm	0024721013842	6	36
10502807	13 mm x 157mm	0024721013859	6	36
10502808	14 mm x 157mm	0024721013866	6	36
10502809	16 mm x 157mm	0024721013873	6	36
10502810	17 mm x 157mm	0024721889171	6	36
10502811	18 mm x 157mm	0024721013880	6	36
10502812	19 mm x 157mm	0024721013897	6	36
10502813	20 mm x 157mm	0024721013903	6	36
10502814	22 mm x 157mm	0024721013910	6	36
10502815	24 mm x 157mm	0024721013934	6	36
10502816	25 mm x 157mm	0024721013941	6	36
10502817	26 mm x 157mm	0024721013958	6	36
10502818	28 mm x 157mm	0024721013965	3	36
10502819	30 mm x 157mm	0024721013972	3	36
10502820	32 mm x 157mm	0024721013989	3	36
10502821	35 mm x 157mm	0024721014009	3	36
10502822	38 mm x 157mm	0024721014016	3	36
10502823	40 mm x 157mm	0024721889409	3	36
10502824	Extension 12"/300 mm long	0024721056016	6	48
10502825	Extension 6"/150 mm long	0024721056009	6	48
10502826	6 pcs. 10, 13, 16, 19, 22, 25 mm - wallet	0024721253149	6	48
10506629	8 pcs. 12, 16, 18, 20, 22, 25, 28, 32 mm - hard proset case	5706915066296	6	-
10502830	6 mm x 400mm	0024721886064	6	36
10502831	8 mm x 400mm	0024721886088	6	36
10502832	10 mm x 400mm	0024721013064	6	36
10502833	12 mm x 400mm	0024721014153	6	36
10502834	13 mm x 400mm	0024721014184	6	36
10502835	14 mm x 400mm	0024721013071	6	36
10502836	16 mm x 400mm	0024721014191	6	36
10502837	18 mm x 400mm	0024721014207	6	36
10502838	19 mm x 400mm	0024721013088	6	36
10502839	20 mm x 400mm	0024721014214	6	36
10502840	22 mm x 400mm	0024721014221	6	36 5.75 (REFERENCE)
10502842	25 mm x 400mm	0024721014245	6	36
10502843	28 mm x 400mm	0024721014269	3	18
10502844	30 mm x 400mm	0024721014276	3	18
10502845	32 mm x 400mm	0024721014283	3	18
10502846	35 mm x 400mm	0024721014290	3	18

DWG ISSUE	NAME	DATE	SIGN

CHECK _____ DATE _____ ENG. MANAGER _____ DATE _____	DRAWING SPECIFICATION DRAWING SCALE DRAWING SCALE SHEET NUMBER DRAWING SIZE A3	PROPRIETARY AND CONFIDENTIAL THE INFORMATION CONTAINED IN THIS DRAWING IS THE SOLE PROPERTY OF IRWIN HOLDINGS GMBH. ANY REPRODUCTIONS IN PART OR AS A WHOLE WITHOUT WRITTEN PERMISSION OF IRWIN HOLDINGS GMBH IS PROHIBITED.	TOLERANCES LIN 0 ANG 0 DIMENSIONS ARE IN DATE 22-Sep DO NOT SCALE DWG DRAWN BY 0 COMPONENT VOLUME	IRWIN IRWIN INDUSTRIAL TOOLS GMBH L. Iltenhalsgrasse 7 D - 85399 Hallbergmoos Phone: +49 (0)811 9598-0	DESCRIPTION DWG NO DRW0001
---	---	---	---	--	----------------------------------