

# IRWIN®

## New Product – Key Facts

**Product:**  
**IRWIN XPERT Saws - Coarse**

**Application:**  
Ideally suited for laminated boards, plasterboard and fast ripping cuts



**Also available:**  
**Low friction PTFE coating**  
20-50% improvement in efficiency (material dependant) and improved wear resistance


**1mm rigid nose blade**  
For maximum blade stability

**Screwed handle/blade assembly**  
For added safety

**Deep gullets for enhanced performance**  
through greater volume removal of waste material

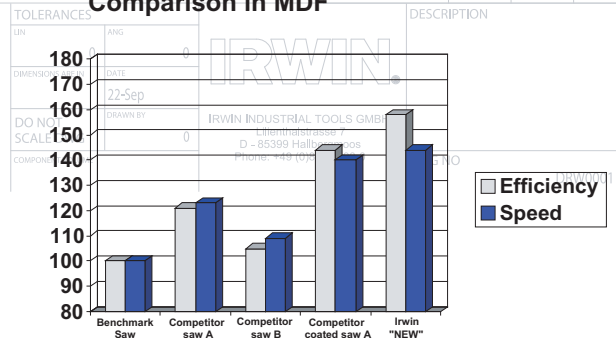
**Unique triple ground teeth**  
For the ultimate cutting performance

**Soft grip handle with finger guide.**  
For maximum comfort in prolonged use



**3 cutting faces for maximum performance.** Cuts on the push and pull stroke

### Comparison in MDF



Tested at University of Northumbria

### IRWIN XPERT Coarse Saw

Part #	Description	EAN	Pack Type	Pack Qty	Master Qty
10505542	550mm/22" 8t/9p - Coarse	5706915055429	Carton	4	4
10505547	550mm/22" PTFE 8t/9p - Coarse	5706915055474	Carton	4	4

# IRWIN®

## New Product – Key Facts

**Product:**

**IRWIN XPERT Saws - Fine**



**Application:**

Ideally suited for cutting hardwood, and for accurate finishing cuts

**1mm rigid nose blade**  
For maximum blade stability


**Screwed handle/blade assembly**  
For added safety

**Also available:**


**Low friction PTFE coating**  
20-50% improvement in efficiency (material dependant) and improved wear resistance

**Unique triple ground teeth**  
For the ultimate cutting performance

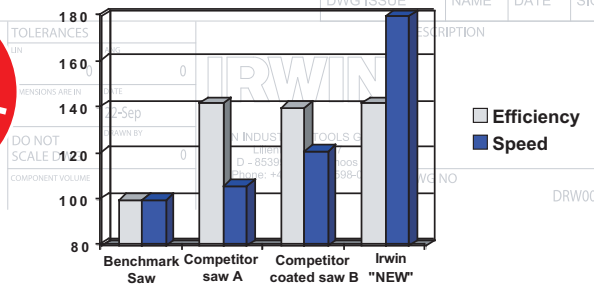
**Soft grip handle with finger guide.**  
For maximum comfort in prolonged use



**3 cutting faces for maximum performance. Cuts on the push and pull stroke**



Comparison in hardwood (Beech/Ash)



Tested at University of Northumbria

**IRWIN XPERT Fine Saw**


Part #	Description	EAN	Pack Type	Pack Qty	Master Qty
10505555	375mm/15" 10t/11p Toolbox - Fine	5706915055559	Carton	10	10
10505556	500mm/20" 10t/11p - Fine	5706915055566	Carton	4	4
10505543	550mm/22" 10t/11p - Fine	5706915055436	Carton	4	4
10505602	500mm/20" 10t/11p PTFE - Fine	5706915056020	Carton	4	4
10505603	550mm/22" 10t/11p PTFE - Fine	5706915056037	Carton	4	4



**New Product – Key Facts**

**Product:**  
**IRWIN XPERT Saws - Universal**

**Application:**  
For versatility all round cutting performance, ideally suited for softwoods and board materials



**1mm rigid nose blade**  
For maximum blade stability

**Low friction PTFE coating**  
20-50% improvement in efficiency (material dependant) and improved wear resistance

**Screwed handle/blade assembly**  
For added safety

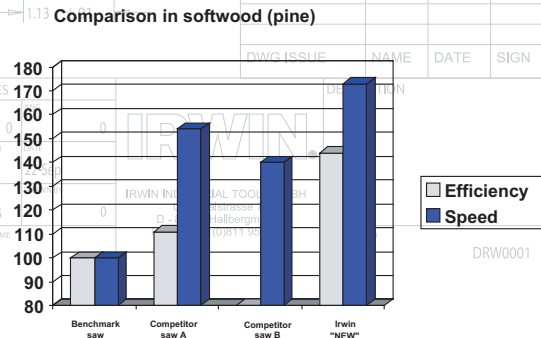
**Fine nose teeth**  
for easy start (only available on 375mm/15" toolbox saw)

**Unique triple ground teeth**  
For the ultimate cutting performance

**Soft grip handle with finger guide.**  
For maximum comfort in prolonged use



**3 cutting faces for maximum performance. Cuts on the push and pull stroke**



Tested at University of Northumbria

<b>IRWIN XPERT Universal Saw</b>					
Part #	Description	EAN	Pack Type	Pack Qty	Master Qty
10505538	375mm/15" 8t/9p Toolbox - Universal	5706915055382	Carton	10	10
10505539	450mm/18" 8t/9p - Universal	5706915055399	Carton	4	4
10505540	500mm/20" 8t/9p - Universal	5706915055405	Carton	4	4
10505541	550mm/22" 8t/9p - Universal	5706915055412	Carton	4	4
10505544	375mm/15" PTFE 8t/9p Toolbox - Universal	5706915055443	Carton	10	10
10505545	500mm/20" PTFE 8t/9p - Universal	5706915055450	Carton	4	4
10505546	550mm/22" PTFE 8t/9p - Universal	5706915055467	Carton	4	4

# IRWIN®

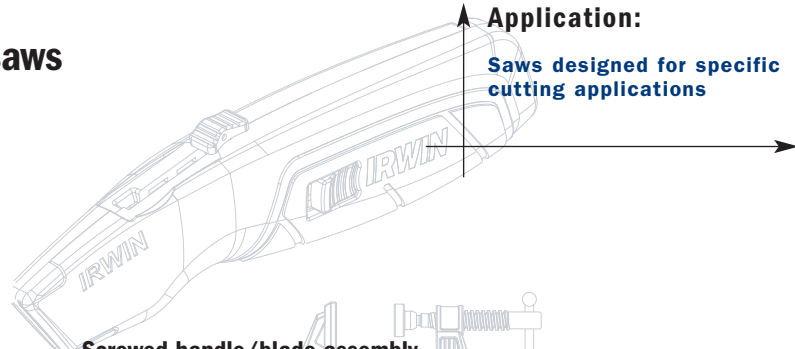
## New Product – Key Facts

**Product:**

**IRWIN XPERT Saws - Specialty saws**

**Application:**

Saws designed for specific cutting applications



**Screwed handle/blade assembly**  
For added safety



**Soft grip handle with finger guide.**  
For maximum comfort in prolonged use

**VERSIONS AVAILABLE:**

- Light concrete saws:** carbide tipped versions for added durability
- Timber/Plaster:** Large fleam double ground teeth for cutting large sectioned materials
- Tenon:** For fine finishing and mitre cuts
- Floorboard/Veneer:** For cutting floorboards and fine finishing
- Compass:** For hole cutting

DWG ISSUE	NAME	DATE	SIGN	DESCRIPTION

IRWIN XPERT	IRWIN XPERT	IRWIN XPERT
-------------	-------------	-------------

**IRWIN XPERT Specialty Saws**

Part #	Description	EAN	Pack Type	Pack Qty	Master Qty
10505548	700mm Light concrete –Hd pt	5706915055481	Carton	4	4
10505549	700mm Light concrete – 1/2 cbd tp	5706915055498	Carton	4	4
10505550	700mm Light concrete – cbd tp	5706915055504	Carton	4	4
10503530	500mm/20" 3.5t/4p - Timber/plaster	5715110475802	Carton	4	4
10503531	600mm/24" 3.5t/4p – Timber/Plaster	5715110427191	Carton	4	4
10503534	300mm/12" 12t/13p – Tenon	5706915035346	Carton	4	4
10503535	325mm/13" 12t/13p – Tenon	5706915035353	Carton	4	4
10503533	325mm/13" 12t/13p - Floorboard	5706915035339	Carton	4	4
10503532	300mm/12" 7t/8p – Keyhole	5706915035322	Carton	4	4